

SURGE TANK FLANGES TESTING MACHINE



TECHNICAL SPECIFICATIONS

- | | |
|---|--------------------------------|
| • Cycle control: | programming through PLC |
| • Swelling max pressure: | 6 bar |
| • Observation capacity: | 0,001 bar |
| • Controlling flange max diameter: | 300 mm |
| • Max stroke: | 150 mm |

Sheet Metal Men s.r.l.
Via Luigi Cazzola, 35/E 36015 Schio (VI) Italy
Tel. (+39) 0445 315431 Fax. (+39) 0445 319944
E-mail: info@sheetmetalmen.it Web: www.sheetmetalmen.it

Control system



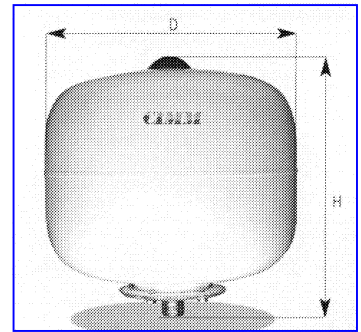
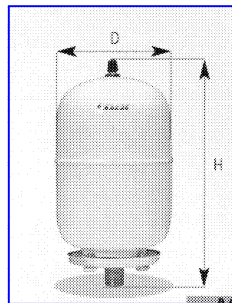
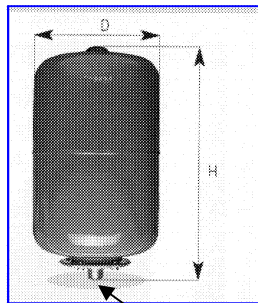

Chute to exit pieces



Flanges to test



Punches



Flanges

Sheet Metal Men s.r.l.
Via Luigi Cazzola, 35/E 36015 Schio (VI) Italy
Tel. (+39) 0445 315431 Fax. (+39) 0445 319944
E-mail: info@sheetmetalmen.it Web: www.sheetmetalmen.it